

di-GPS® Mini 3L series digital images GPS receiver

Users Guide

Ver 1.0

Please visit our website www.di-gps.com for the latest version of the user guide

di-GPS is a registered trademark or a trademark of Dawn Technology Limited

Nikon D2HS, D2X, D2XS, D200, D3, D3S, D3X, D300, D300S and D700 are registered trademark or a trademark of NIKON CORPORATION in the United States and/or other countries.

Fujifilm and S5 Pro are registered trademark or a trademark of FUJIFILM U.S.A., Inc. in the United States and/or other countries.

Contents

INTRODUCTION	3
WARNING / PRECAUTION FOR USE	4
PART NAMES	5
CONNECTOR CABLE	6
HOW TO MOUNT	7
CONNECT TO CAMERA	8
CONNECT TO PC	10
POWER MODE SWITCH	11
STATUS LED	11
INDOOR FIXED (“IF”)	12
SPECIFICATIONS	13
WARRANTY	14

di-GPS is a registered trademark or a trademark of Dawn Technology Limited

Nikon D2HS, D2X, D2XS, D200, D3, D3S, D3X, D300, D300S and D700 are registered trademark or a trademark of NIKON CORPORATION in the United States and/or other countries.

Fujifilm and S5 Pro are registered trademark or a trademark of FUJIFILM U.S.A., Inc. in the United States and/or other countries.

Introduction

Thank you for purchasing di-GPS Mini 3L series GPS receiver. di-GPS Mini 3L series GPS receiver (digital images GPS) is specially designed for a DSLR (Digital Single-lens reflex) camera. It provides real time position (latitude, longitude, elevation) and the precise time (UTM time) information to your DSLR camera. It records the locations to each digital image file so that you will never forget the exact location where you took the pictures.

di-GPS Mini 3L series GPS receiver has a built-in 8MB internal flash memory data logger. It records up to 260,096 data points. di-GPS Mini 3L series GPS receiver reports the last fixed position when no GPS signal is available or the unit is out of GPS coverage.

di-GPS Mini 3L series GPS receiver allows you to save your present location data to your digital image file. Its State-Of-The-Art technology provides extremely fast TTFF (Time-To-First-Fix), unrivaled high sensitivity and superior performance in virtually any outdoor environment. di-GPS Mini 3L series GPS receiver can work in a place where GPS was not possible before : in the woods, under very heavy foliage, canyons, terrain obstructions, in cities with densely populated high-rise buildings and even inside a train or a car, with no external antenna required. It is designed to meet the rigorous demands of today's digital photographers.

di-GPS is a registered trademark or a trademark of Dawn Technology Limited

Nikon D2HS, D2X, D2XS, D200, D3, D3S, D3X, D300, D300S and D700 are registered trademark or a trademark of NIKON CORPORATION in the United States and/or other countries.

Fujifilm and S5 Pro are registered trademark or a trademark of FUJIFILM U.S.A., Inc. in the United States and/or other countries.

Warning / Precaution for Use


- Keep out of reach of children. This device contains small parts that may pose a choking hazard. Consult a physician immediately if a child swallows any part of this device.
- Under no circumstances should you attempt to disassemble the product and repair it yourself. Doing so may result in electric shock or product malfunction. Should the product break open as the result of a fall or other accident, send the unit to Dawn Technology Limited for inspection. For more information, please visit our web site at www.di-gps.com.
- Do not handle with wet hands or immerse in or expose to water or rain. Failure to observe this precaution could result in fire or electric shock.
- Do not use in the presence of flammable gas. Failure to observe this precaution could result in explosion or fire.
- Do not expose to flame or excessive heat.
- Do not expose to high temperatures.
- Do not leave the device in a closed vehicle under the sun or in other areas subject to extremely high temperatures. Failure to observe this precaution could result in fire or in damage to the casing or internal parts.
- Turn off immediately in the event of malfunction. Should you notice smoke or an unusual smell coming from this device, remove the 10 pins connector immediately and send the unit to Dawn Technology Limited for inspection. For more information, please visit our web site at www.di-gps.com.

di-GPS is a registered trademark or a trademark of Dawn Technology Limited

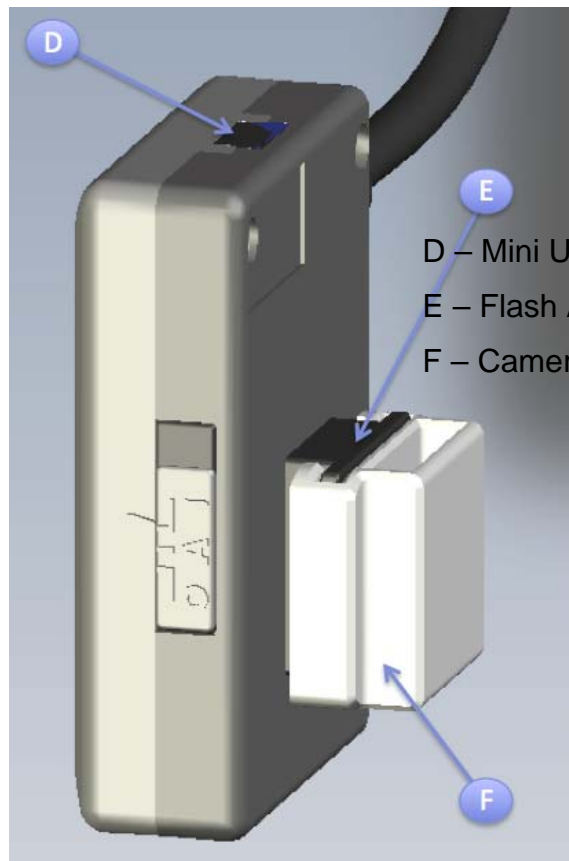
Nikon D2HS, D2X, D2XS, D200, D3, D3S, D3X, D300, D300S and D700 are registered trademark or a trademark of NIKON CORPORATION in the United States and/or other countries.

Fujifilm and S5 Pro are registered trademark or a trademark of FUJIFILM U.S.A., Inc. in the United States and/or other countries.

Part Names of di-GPS Mini 3L series GPS receiver



- A – Power Mode Switch
- B – Status LED
- C – Cable to DSLR camera



- D – Mini USB connector
- E – Flash Accessory Shoe Mount
- F – Camera Strap Mount

di-GPS is a registered trademark or a trademark of Dawn Technology Limited

Nikon D2HS, D2X, D2XS, D200, D3, D3S, D3X, D300, D300S and D700 are registered trademark or a trademark of NIKON CORPORATION in the United States and/or other countries.

Fujifilm and S5 Pro are registered trademark or a trademark of FUJIFILM U.S.A., Inc. in the United States and/or other countries.

Connector Cable of di-GPS Mini 3L series GPS receiver

di-GPS Mini 3L series GPS receiver in three different models:

1. di-GPS Mini 3L

with circular 10 pin connector for D2HS, D2X, D2XS, D200, D3, D3X, D3S, D300, D300S and D700



2. di-GPS Mini 3L-S90

with "L" shape rectangular 10pin connector for D90



3. di-GPS Mini 3L-S5000

with "L" shape rectangular 10pin connector for D5000



di-GPS is a registered trademark or a trademark of Dawn Technology Limited

Nikon D2HS, D2X, D2XS, D200, D3, D3S, D3X, D300, D300S and D700 are registered trademark or a trademark of NIKON CORPORATION in the United States and/or other countries.

Fujifilm and S5 Pro are registered trademark or a trademark of FUJIFILM U.S.A., Inc. in the United States and/or other countries.

How to mount *di-GPS Mini 3L series GPS receiver* to the camera

di-GPS Mini 3L series GPS receiver provides two mounting methods.

It can be mounted on the flash accessory shoe or attached to the camera strap.

Diagram 1 : di-GPS Mini 3L mounted on the flash accessory shoe



Diagram 2 : di-GPS Mini 3L attached to the camera strap with strap mount accessory



di-GPS is a registered trademark or a trademark of Dawn Technology Limited

Nikon D2HS, D2X, D2XS, D200, D3, D3S, D3X, D300, D300S and D700 are registered trademark or a trademark of NIKON CORPORATION in the United States and/or other countries.

Fujifilm and S5 Pro are registered trademark or a trademark of FUJIFILM U.S.A., Inc. in the United States and/or other countries.

How to connect *di-GPS Mini 3L series GPS receiver* to Camera Body

Connect the DSLR camera and *di-GPS Mini 3L series GPS receiver* as described below.

1. Turn off the camera.
2. Remove the cap from the 10 pin remote terminal on the camera body.
3. Connect *di-GPS Mini 3L series GPS receiver* to the camera's 10 pin remote terminal with 10 pin connector. Do not use any extension cord. For exact cable connector of different models, please refer to Page 6 – Connector Cable of *di-GPS Mini 3L series GPS receiver*.
4. Switch the power mode to "On" or "Auto".
5. Turn the camera on.
6. If *di-GPS Mini 3L series GPS receiver* is properly connected, the camera will display a blinking icon on the top control panel. It means the GPS receiver is searching for a signal. The icon will stop blinking once signal has been established and the receiver is ready for supplying the current position.
7. *di-GPS Mini 3L series GPS receiver* will automatically detect the connection of the camera. It cannot be turned on when the camera is not connected whatever the power mode switch is set to "On" or "Auto". Both "On" and "Auto" mode only function when the camera is properly connected.
8. Each satellite broadcasts a digital message that contains two types of information. One type is ephemeris data, which includes the assigned serial number of the satellite, the status of the satellite (healthy or faulty), the current date and time. The second type is almanac data and includes precise orbital position of every satellite in the system.
At the initial stage, *di-GPS Mini 3L series GPS receiver* needs all these data for the position fixed. It usually takes a minute to few minutes to receive all data. An open sky outdoor environment will enable faster acquisition process. It will take a longer time at a weak signal environment. Once *di-GPS Mini 3L series GPS receiver* locks to the

di-GPS is a registered trademark or a trademark of Dawn Technology Limited

Nikon D2HS, D2X, D2XS, D200, D3, D3S, D3X, D300, D300S and D700 are registered trademark or a trademark of NIKON CORPORATION in the United States and/or other countries.

Fujifilm and S5 Pro are registered trademark or a trademark of FUJIFILM U.S.A., Inc. in the United States and/or other countries.

satellites, it will take a few seconds for reacquisition even at weak signal environment.

Note

- di-GPS Mini 3L series GPS receiver cannot be turned on when the camera are not connected.
- Please refer to user manual of your DSLR for more information on taking photographs with a GPS receiver.
- Be sure to turn off your camera before disconnecting di-GPS Mini 3L series GPS receiver. Do not connect or disconnect di-GPS Mini 3L series GPS receiver while the camera is on. Failure to observe this precaution could cause a malfunction of the camera.
- Do not carry the camera by di-GPS Mini 3L series GPS receiver or subject the camera or cord to physical shocks while the cord is connected. Failure to observe this precaution could result in physical damage of the cord.
- Re-place the caps on the camera when the terminals are not in use.

di-GPS is a registered trademark or a trademark of Dawn Technology Limited

Nikon D2HS, D2X, D2XS, D200, D3, D3S, D3X, D300, D300S and D700 are registered trademark or a trademark of NIKON CORPORATION in the United States and/or other countries.

Fujifilm and S5 Pro are registered trademark or a trademark of FUJIFILM U.S.A., Inc. in the United States and/or other countries.

How to connect *di-GPS Mini 3L series GPS receiver* to PC

di-GPS Mini 3L series GPS receiver can be connected to any PC with a USB port. USB cable is supplied for PC connection.

di-GPS Mini 3L series GPS receiver support Windows, Mac OSX. The Virtual COM Port Drivers for different OS can be downloaded at the di-GPS support page <http://www.di-gps.com/di-GPS/support.htm>.

1. Disconnect di-GPS Mini 3L series GPS receiver from the camera.
2. Connect di-GPS Mini 3L series GPS receiver with the USB cable.
3. Connect USB cable to USB port of PC.
4. If the di-GPS Mini 3L series GPS receiver is properly connected, the Green LED will start to flash, indicating the GPS receiver is searching for a signal.


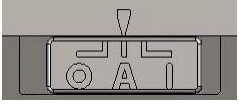
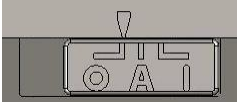
di-GPS Mini 3L series GPS receiver will automatically detect the connection of the USB port. The power switch will be disabled when connected to PC. The power switch only functions when connect to DSLR camera.

Glink Software is used for the data logger configuration. Please refer to Glink user guide for log configuration and data download. Glink software and user guide can be downloaded at <http://www.di-gps.com/di-GPS/support.htm>.

Note









- Do not connect USB cable to PC and 10-pin cable to camera at the same time.

Power Mode Switch

Power Mode	DESCRIPTION
 <p>On</p>	di-GPS continuously to search/locked to the satellites. It sends current GPS location to the camera when locked to satellites. If no fix available, it sends the last GPS location in the data logger's memory to the camera until the new fixed available.
 <p>AUTO</p>	<p>When metering system active: di-GPS turns on automatically and start to searching satellites. It immediately sends the last fixed in the data logger to camera. It sends the current GPS location to camera once new fixed available.</p> <p>When metering system inactive: di-GPS turn off automatically.</p>
 <p>Off</p>	di-GPS in off states

Status LED indicator for di-GPS Mini 3L series GPS receiver fix or not fix

When the camera establishes communication with di-GPS, a **GPS** icon will be displayed in the LCD panel of the camera.

Status LED	GPS icon	Description
 <p>Flashing</p>	 <p>Flashing Icon</p>	<p>No fixed, Signal searching Data logger memory empty. No GPS data will be recorded in the photos</p>
 <p>Flashing</p>	 <p>Icon Steady</p>	<p>No fixed, Signal searching di-GPS continuous sends the last fixed in the data logger's memory to the camera until new fixed available. The last fixed GPS location will be recorded to photos.</p>
 <p>Steady On</p>	 <p>Icon Steady</p>	<p>Fixed available di-GPS continuously sending the current GPS location to the camera.</p>
 <p>Flash once</p>	<p>N/A</p>	<p>Flash once when data is logging to memory.</p>
 <p>Steady On</p>	<p>N/A</p>	<p>Memory is full.</p>

di-GPS is a registered trademark or a trademark of Dawn Technology Limited

Nikon D2HS, D2X, D2XS, D200, D3, D3S, D3X, D300, D300S and D700 are registered trademark or a trademark of NIKON CORPORATION in the United States and/or other countries.

Fujifilm and S5 Pro are registered trademark or a trademark of FUJIFILM U.S.A., Inc. in the United States and/or other countries.

LED on di-GPS Mini 3L series GPS receiver only represents the status of di-GPS Mini 3L series GPS receiver but not the reception of GPS data to the DSLR camera.

GPS data are only recorded when **GPS** icon displayed on the top of LCD panel of DSLR camera. Please make sure that **GPS** icon is displayed before shooting.

Indoor Fixed (“IF”)

di-GPS Mini 3L series GPS receiver continuously reports the last fix when the GPS signal is lost or the unit is out of GPS coverage. With this new function, di-GPS Mini 3L series GPS receiver is able to provide the last GPS data to the DSLR camera even if there is no GPS signal, for example inside buildings.

During initialization, di-GPS Mini 3L series GPS receiver needs to obtain a first fix before the IF can work properly. Once the GPS unit has a good fix, the GPS will continuously report the last fix if the GPS signal is lost or the unit is out of GPS coverage. Once the new fix is available, the GPS unit will immediately report the updated GPS position to the camera.

After a power reset (power off...on), di-GPS Mini 3L series GPS receiver reads the last record of data logger memory. If there is no GPS data in the data logger memory, di-GPS Mini 3L series receiver will report no fix available. The camera's GPS icon will flash and no GPS data will be recorded. When the data logger is enabled and the Tag Time is set to off, GPS data is still recorded in the data logger memory. The GPS will report the last recorded GPS data in the data logger memory after power reset. The last good fix will be recorded in each photo until the GPS has a new fix.

di-GPS is a registered trademark or a trademark of Dawn Technology Limited

Nikon D2HS, D2X, D2XS, D200, D3, D3S, D3X, D300, D300S and D700 are registered trademark or a trademark of NIKON CORPORATION in the United States and/or other countries.

Fujifilm and S5 Pro are registered trademark or a trademark of FUJIFILM U.S.A., Inc. in the United States and/or other countries.

Specifications

General

Chipset SiRF Star III Low Power
Frequency L1, 1575.42 MHz
C/A code 1.023 MHz chip rate
Channels 20 channel all-in-view tracking
Sensitivity -159 dBm

Accuracy (Open Sky)

Position 10 meters, 2D RMS
5 meters, 2D RMS, WAAS enabled
Velocity 0.1 m/s
Time 1us synchronized to GPS time

Datum

WGS-84

Acquisition Time (Open sky, stationary requirements)

Reacquisition 0.1 sec., average
Hot start 1 sec., average
Warm start 38 sec., average
Cold start 42 sec., average

Dynamic Conditions

8MB flash memory for up to 260,096 data points
Able to record data in a circular or FIFO format
Time trigger (1s - 65536s) or Distance trigger (1m - 65536m)
Data can be password protected

Data Logger

Altitude 18,000 meters (60,000 feet) max

Power Source

Powered from DSLR camera via 10 pin connector cable
Power consumption less than 36mA

Protocol

Baud rate 4,800 bps
Output message NMEA 0183

Interface

Nikon 10 pin connector direct connect to Nikon DSLR cameras.

Physical Characteristics

Dimension 48mm*34mm*14mm
Weight: 50g
Operating Temperature -10°C to +45°C
Operating Humidity: 5% to 90%, No Condensing

* Specifications are subject to change without any notice.

di-GPS is a registered trademark or a trademark of Dawn Technology Limited

Nikon D2HS, D2X, D2XS, D200, D3, D3S, D3X, D300, D300S and D700 are registered trademark or a trademark of NIKON CORPORATION in the United States and/or other countries.

Fujifilm and S5 Pro are registered trademark or a trademark of FUJIFILM U.S.A., Inc. in the United States and/or other countries.

Warranty

- Dawn Technology Limited guarantees its product, which is determined to be defective or faulty materials and workmanship, for a period of one year after the date of purchase. During the one-year warranty, Dawn Technology will repair or replace the product free of charges. Please keep your original invoice as proof of purchase.
- Customers who have products covered under the warranty are required to contact Dawn Technology Limited by e-mail for troubleshooting issues before returning product.
- Customer should responsible for shipping and insurance charges for returning the product to Dawn Technology Limited.
- Charges will be imposed for repair product, which is out of warranty coverage or invalid warranty.
- The guarantee is not valid if defect is due to damage caused by incorrect use, poor maintenance or if alterations or repairs have been carried out by persons not authorized by Dawn Technology Limited.
- For the device to be used correctly, the user should strictly adhere to all instructions included in the user guide and should abstain from any actions or uses that are described as undesired or which are warned against in the user guide.

Information in this document is subject to change without notice. Dawn Technology Limited reserves the right to change or improve their products and to make changes in the content without obligation to notify any person or organization of such changes or improvements.

If you want to take a picture by occasion, “On” is suggested. If you would like to take pictures with GPS data

di-GPS is a registered trademark or a trademark of Dawn Technology Limited

Nikon D2HS, D2X, D2XS, D200, D3, D3S, D3X, D300, D300S and D700 are registered trademark or a trademark of NIKON CORPORATION in the United States and/or other countries.

Fujifilm and S5 Pro are registered trademark or a trademark of FUJIFILM U.S.A., Inc. in the United States and/or other countries.